




Spotlight

Student's Book

Virginia Evans
Jenny Dooley
Nadezhda Bykova
Marina Pospelova



Express Publishing



4

Part 1

Английский

в фокусе



АНГЛИЙСКИЙ ЯЗЫК

4 класс

Учебник

В двух частях

Часть 1

*Допущено
Министерством просвещения
Российской Федерации*

18-е издание, переработанное

Москва
Express Publishing
«Просвещение»
2023

УДК 373.167.1:811.111+811.111(075.2)

ББК 81.432.1я71

А64

Серия «Английский в фокусе» основана в 2006 году.

Учебник допущен к использованию при реализации имеющих государственную аккредитацию образовательных программ начального общего, основного общего, среднего общего образования организациями, осуществляющими образовательную деятельность, в соответствии с Приказом Министерства просвещения Российской Федерации № 858 от 21.09.2022 г.

Для соблюдения правил информационной безопасности поисковый запрос в Интернете осуществляется детьми с помощью взрослых (педагогических работников, родителей или законных представителей несовершеннолетних обучающихся)

Авторы: Н. И. Быкова, Д. Дули, М. Д. Поспелова, В. Эванс

Authors: Virginia Evans, Jenny Dooley, Nadezhda Bykova, Marina Pospelova

Acknowledgements

Authors' Acknowledgements

We would like to thank all the staff at Express Publishing who have contributed their skills to producing this book. Thanks for their support and patience are due in particular to: Megan Lawton (Editor-in-Chief); Mary Swan and Sean Todd (senior editors); Michael Sadler and Steve Miller (editorial assistants); Richard White (senior production controller); the Express Publishing design team; Warehouse (recording producers); and Kevin Harris, Kimberly Baker, Steven Gibbs and Christine Little. We would also like to thank those institutions and teachers who piloted the manuscript, and whose comments and feedback were invaluable in the production of the book.

Российские авторы выражают благодарность учителям и учащимся ГОУ СОШ № 1279 и ГОУ СОШ № 1971 Москвы за предоставленные фотографии и поддержку при создании раздела УМК Spotlight on Russia.

While every effort has been made to trace all the copyright holders, if any have been inadvertently overlooked the publishers will be pleased to make the necessary arrangements at the first opportunity.

Английский язык : 4-й класс : учебник : в 2 частях / Н. И. Быкова, Д. Дули, М. Д. Поспелова, А64 В. Эванс. — 18-е изд., перераб. — Москва : Express Publishing : Просвещение, 2023. — (Английский в фокусе).

ISBN 978-5-09-102378-7.

Ч. 1. — 96 с. : ил.

ISBN 978-5-09-102379-4.

Учебник является центральным элементом учебно-методического комплекта серии «Английский в фокусе» для 4 класса общеобразовательных организаций. Отличительной особенностью УМК является модульное построение учебника, наличие аутентичного материала в России, заданий, соответствующих требованиям международных экзаменов, готовящим постепенно к итоговой аттестации учащихся за курс начальной школы. Подготовлен в соответствии с требованиями ФГОС НОО, утверждённого приказом Министерства просвещения № 866 от 31.05.2021 г.

Границы государств даны на октябрь 2022 г. Аудиоприложение: <https://prosv.ru/audio-spotlight4-1/>

УДК 373.167.1:811.111+811.111(075.2)

ББК 81.432.1я71

Учебное издание

Серия «Английский в фокусе»

Быкова Надежда Ильинична

Дули Дженни

Поспелова Марина Давидовна

Эванс Вирджиния

Английский язык

4 класс

Учебник. В двух частях. Часть 1

Центр лингвистического образования

Ответственный за выпуск О. В. Миронова

Редакторы Е. Р. Михальчук, О. В. Миронова

Редактор карт М. Ю. Ширева

Художественные редакторы Н. В. Дрожжева, Ю. Н. Кобасова

Корректор Н. Д. Цухай



Подписано в печать 10.10.2022. Формат 60х90/8. Гарнитура Прагматика. Усл. печ. л. 12,0. Уч.-изд. л. 8,14. Тираж экз.
Заказ №

Акционерное общество «Издательство «Просвещение». Российская Федерация, 127473, Москва, ул. Краснопролетарская, д. 16, стр. 3, этаж 4, помещение I.

Адрес электронной почты «Горячей линии» — vopros@prosv.ru.

Отпечатано в России.

Express Publishing, Liberty House, New Greenham Park, Newbury, Berkshire RG19 6HW Tel.: (0044) 1635 817 363 Fax: (0044) 1635 817 463 e-mail: inquiries@expresspublishing.co.uk <http://www.expresspublishing.co.uk>

ISBN 978-5-09-102379-4 (ч. 1)

ISBN 978-5-09-102378-7

© Express Publishing, 2007, 2023

© АО «Издательство «Просвещение», 2007, 2023

Все права защищены

Spotlight 4

Part 1

Starter Unit	Back together!	p. 4
Module 1	Family & friends!	p. 9
Module 2	A working day!	p. 25
Module 3	Tasty treats!	p. 41
Module 4	At the zoo!	p. 57
Happy New Year!		p. 74
Spotlight on English-speaking countries		p. 78
Spotlight on Russia		p. 76
Further Reading Practice		p. 82
Further Speaking Practice		p. 83
Grammar Reference		p. 86
Word List		p. 90
Phonetics		p. 94



задание рекомендуется выполнять
в личной тетради учащегося

Сканируй, открывай и слушай!



<https://prosv.ru/audio-spotlight4-1/>

Contents

Starter Unit – Back together! (pp. 4-8)

Module 1 (Units 1-2) – Family & friends! (pp. 9-24)

In this module you will...

learn, read and talk about ...	learn how to ...	practise ...	write ...
Larry and Lulu meeting Uncle Harry and his family at the airport, things you have got, actions, numbers 30-100	<ul style="list-style-type: none"> describe people say where things are describe things happening now express ability pronounce the sounds /a:/ and /ɔ:/ 	<ul style="list-style-type: none"> the verb 'have got' prepositions of place present continuous the verb 'can' 	<ul style="list-style-type: none"> about your best friend

Now I know (pp. 22-23)

Module 2 (Units 3-4) – A working day! (pp. 25-40)

In this module you will...

learn, read and talk about ...	learn how to ...	practise ...	write ...
Uncle Harry's job at the Animal Hospital, buildings, jobs, a text about Uncle Harry and his everyday life	<ul style="list-style-type: none"> talk about location describe jobs pronounce the sound /ɜ:/ describe your everyday life tell the time 	<ul style="list-style-type: none"> adverbs of frequency the verb 'have to' 	<ul style="list-style-type: none"> about one of your relatives

Now I know (pp. 38-39)

Module 3 (Units 5-6) – Tasty treats! (pp. 41-56)

In this module you will...

learn, read and talk about ...	learn how to ...	practise ...	write...
Larry and Paco making a fruit salad, food and containers, prices	<ul style="list-style-type: none"> talk about food distinguish between and pronounce the sounds /dʒ/ and /g/ buy food talk about prices 	<ul style="list-style-type: none"> much/many/ a lot of containers plurals may/may not 	<ul style="list-style-type: none"> a food quiz

Now I know (pp. 54-55)

Module 4 (Units 7-8) – At the zoo! (pp. 57-72)

In this module you will...

learn, read and talk about ...	learn how to ...	practise ...	write ...
a visit to the zoo, animals, whales and the journey they take every year, zoo rules	<ul style="list-style-type: none"> talk about animals and their usual activities distinguish between and pronounce the sounds /ʊ/ and /u:/ compare animals talk about rules 	<ul style="list-style-type: none"> present simple versus present continuous the months must/mustn't 	<ul style="list-style-type: none"> about an elephant seal's journey

Now I know (pp. 70-71)

Optional Unit (pp. 74-75)

Spotlight on English-speaking countries (pp. 76-77)

Spotlight on Russia (pp. 78-81)

Further Reading Practice (pp. 82)

Further Speaking Practice (pp. 83-85)

Grammar Reference (pp. 86-89)

Word List (pp. 90-93)

Phonetics (p. 94)

Back together!

1  Listen and point. Then sing along!



Hello, everybody!
Back together again!
We're happy you can join us!
We hope you feel the same!



Remember Larry and Lulu?
Maya and Paco, too?
And do you remember Chuckles?
They're all back here with you!



2 Introduce yourself to someone new.

A: Hi, my name's Kelly. What's your name?

B: Hello! I'm David.

A: Nice to meet you, David.



3 Read and choose. Then act out.

- 1 A:** What's your name?
B: a) I'm Philip.
 b) This is Philip.
- 2 A:** Sandy's a nice name!
B: a) Yes, it's short for Sandra.
 b) I like her, too.
- 3 A:** Do you like playing computer games?
B: a) No, I'm playing now.
 b) Yes, it's fun.
- 4 A:** Goodbye, Ron.
B: a) Oh, hello!
 b) Bye! See you later!
- 5 A:** Whose is this ball?
B: a) It's Peter.
 b) It's Peter's.



4 Ask your classmates. Find someone who...

	<i>Name</i>
can swim.	
can play soccer.	
can dance.	
can play basketball.	
can draw.	
can ride a bike.	

A: Can you swim?

B: Yes, I can swim really well. **OR** No, I can't./Not very well.

b

1



Listen and repeat. Then talk with your classmate.


A: I've got a present for you!

B: What is it?

A: It's a computer game.

B: Oh, thank you.

A: You're welcome.



It's Alex's **birthday**.

Happy birthday to you, Alex!

2

Talk to your classmate about your day.

A: When do you ...?

B: At ... o'clock.

- get up
- have breakfast/lunch/supper
- come home
- go to school
- watch TV
- go to bed



b

3 This is a library card. Read and answer.



- 1 What's Steve's surname?
- 2 How old is he?
- 3 What year is he in?
- 4 What's his phone number?




Copy the library card and fill in the information about yourself.

Name	
Age	
Class	
Phone No	

4



Copy the shapes. Listen and colour. Then say.



The big triangle is blue.

b

5 What are your favourites?

- | | |
|----------------------------|-------------------------------|
| 1 My favourite food is ... | 4 My favourite day is ... |
| 2 My favourite toy is ... | 5 My favourite subject is ... |
| 3 My favourite game is ... | 6 My favourite hobby is... |

6



How good is your memory? Work with a classmate. You've got six minutes!



Write the names of:

- 1 four subjects
- 2 five family members (e.g. Grandma, ...)
- 3 five colours
- 4 five food/drink items
- 5 three things you can find in your room
- 6 three animals that have got four legs
- 7 three things you can find in a kitchen
- 8 three activities you can do in the evening



Module 1

Units 1–2

FAMILY & FRIENDS!

In this module you will ...

● learn, read and talk about ...

- Larry and Lulu meeting Uncle Harry at the airport
- Uncle Harry's family
- things that belong to you
- activities
- numbers 30-100

● practise ...

- talking about appearance and character
- talking about location
- describing actions happening now



English-speaking countries of the world




1 a

One big happy family!


1  Listen and repeat.



- tall
- slim
- fair hair
- funny



- short
- slim
- dark hair
- kind



- tall
- slim
- dark hair
- friendly

2 Chit-Chat

A: What does Uncle Harry look like?

B: He's tall and slim and he's got fair hair.


A: What is he wearing?

B: A yellow shirt and brown trousers.



A: What's he like?

B: He's very funny!

3  Let's play!



4  Where does Uncle Harry live? Listen and check.



5 Read and say **yes** or **no**.

1 Uncle Harry is in Australia now.

2 He has got a lot of pets.

1b

1  Listen, point and repeat.



in the box
on the box

under the box
behind the box

next to the box
in front of the box

2 Uncle Harry can't find anything! Help him.

Uncle Harry: Where's my hairbrush?

Aunt Pam: It's next to the clock.

3 Read and say the word.

- 1 You can tell the time with this. **watch**
- 2 You put this on your head.
- 3 You open doors with these.
- 4 You can go very fast on these.
- 5 You wear these on your hands.
- 6 You can play music with this.
- 7 You can brush your hair with this.
- 8 You can listen to your favourite songs on these.
- 9 You can talk to your friend on this.
- 10 You can take photos with this.

1b


4  Listen and repeat.

Mark likes playing the guitar in the park.
Paul is **forty** and he's very **sporty**.




5 Read.

ar /a:/	or /ɔ:/
garden	horse
party	popcorn
dark	sport
star	short
arm	tortoise
farm	morning
Art	uniform

6  Copy, complete and read.

- | | |
|-------------|--------------|
| 1 m...rning | 5 p...rty |
| 2 ...rm | 6 t...rtoise |
| 3 h...rse | 7 unif...rm |
| 4 st...r | 8 g...rden |

7  Let's play!



In picture A, the man has got dark hair.

In picture B, the man hasn't got dark hair. He's got fair hair.

2

My best friend!

1  What do children like doing? Listen and check.




2 Chit-Chat

A: What's William doing?

B: He's skiing.
He can ski really well.



Look! Bob **is** diving!
Is Rose **diving** too? No, she **isn't**.
Rose and Tom **aren't** skiing.

3  Look, read and complete.



Larry, Lulu and Chuckles are at the seaside today. The sun is 1) ... (**shine**). Look! What 2) ... (**Chuckles/do**)? He 3) ... (**eat**) an ice cream! Lulu 4) ... (**not/eat**) an ice cream. She's 5) ... (**make**) a sandcastle. Larry 6) ... (**have**) fun too. He 7) ... (**dive**) into the sea!

4 Read and answer the questions.

My Best Friend

by James

This is my best friend Craig. He's nine years old. Craig has got short dark hair and blue eyes. He's tall for his age and quite plump. Craig is very kind and friendly. In the picture Craig is playing soccer. He likes playing soccer in his free time. Craig is a good friend and we do a lot of things together!

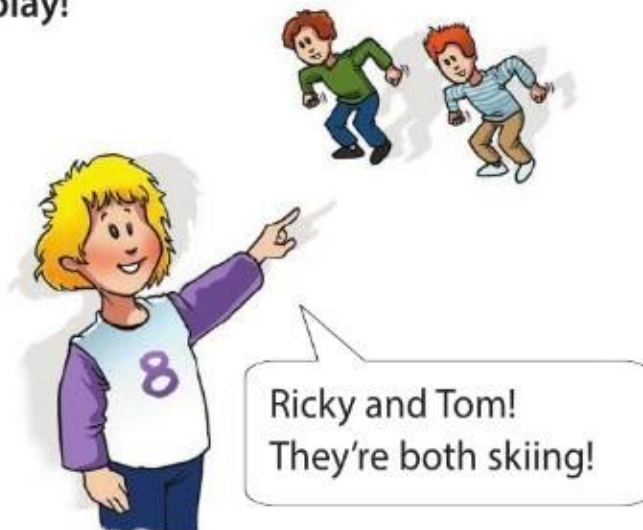


- 1 Who is James' best friend?
- 2 How old is he?
- 3 What does he look like?
- 4 What's he like?
- 5 What does he like doing in his free time?

5 Now use the questions to talk about your best friend.

6  Portfolio: Write about your best friend.

7  Let's play!



2b

1  Listen and repeat.

30

thirty

40

forty

50

fifty

60

sixty

70

seventy

80

eighty

90

ninety

100

a hundred

2 Chit-Chat

A: How old is your grandfather?

B: He's sixty-two.

3  Sing along!

One Big
Happy Family!



I've got a lot of people
In my family –
There's Mum and Dad and Lulu,
There's Betsy and there's me!

One big happy family,
One big happy crew,
One big happy family,
We stick together like glue!

There's Grandma and there's Grandpa
And Uncle Harry, too!
Aunt Pam and Cousin Robbie –
We stick together like glue!

Fun at school

Sounds like fun!



- 4 Match the sounds to the pictures: 'Boing, boing, boing!', 'Splash, splash, splash!', 'Tra-la-la!', 'Shloop, shloop, shloop!'



(A)



(B)



(C)



(D)

- 5 Complete the poem.

I'm ... ,
 Shloop, shloop, shloop!
 I'm playing ... ,
 Boing, boing, boing!
 I'm ... ,
 Splash, splash, splash!
 I'm ... ,
 Tra-la-la!



- 6 Write your own 'sound poem'. Present it to the class.



Goldilocks and the Three Bears

Narrator: Goldilocks, a little girl,
Has big blue eyes
And golden curls.
Her mother tells her ...

Mother: Now, be good!
Don't go walking
In the wood!




Narrator: She says ...

Goldilocks: Oh, Mummy,
Please don't worry!

Narrator: But Goldilocks
Is in a hurry.

Goldilocks: The wood is nice,
The wood is cool,
I can walk there
On my way to
school.



Activities Module 1

Goldilocks and the Three Bears

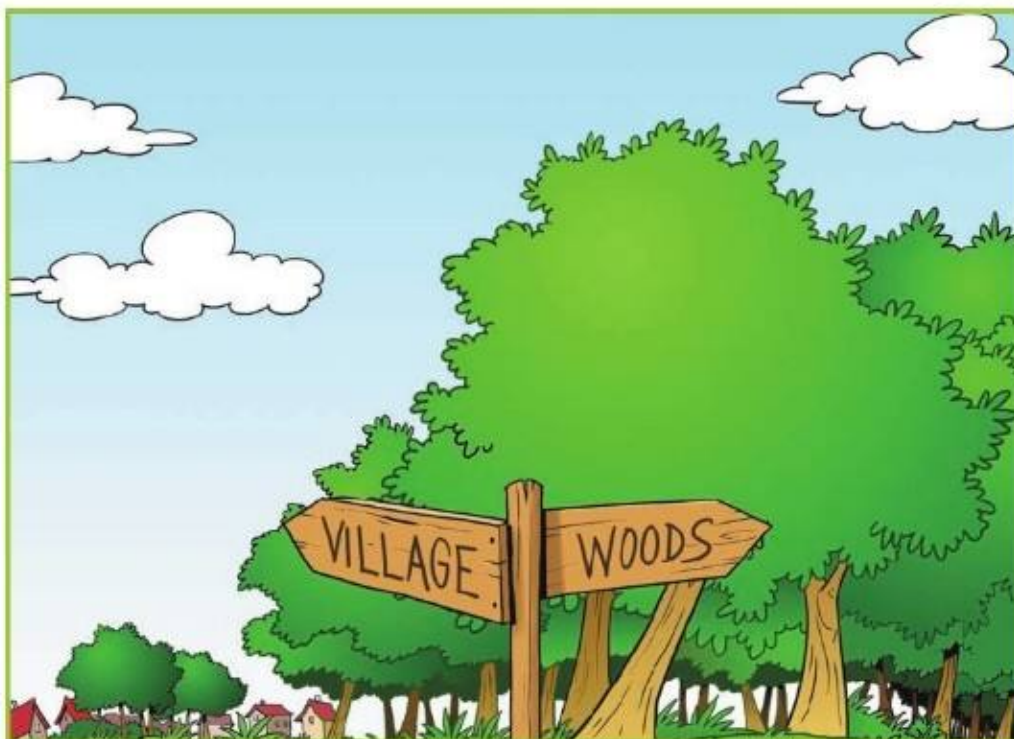
1  Complete the sentences.

- 1 Don't go walking ... the wood.
- 2 Goldilocks is ... a hurry.
- 3 I can walk there on my way ... school.

2 Read and correct.

- 1 Goldilocks has got **brown** eyes.
- 2 She's got **dark** curls.
- 3 The wood is **cold**.
- 4 Goldilocks can walk in the wood on her way **home**.

3 What can Goldilocks see in the wood? Read and choose.



- rainbow
- fridges
- birds
- cookers
- houses
- flowers
- computers
- trees
- bears
- mice



English-speaking countries of the world

- 1** Look at the pictures. Match the capital cities to the countries. Use: **the UK, Ireland, the USA, Canada, Australia** and **New Zealand**.



Washington D.C.



Wellington



London



Canberra



Ottawa



Dublin

London is the capital of the UK.

- 2** **ICT** – How much do you know about English-speaking countries? Do the quiz and find out!

- 1 Where is Big Ben?
A In Oxford. **B** In Cambridge. **C** In London.
- 2 The Tower of London is
A a palace. **B** a museum. **C** a zoo.
- 3 Who lives in the White House in Washington, D. C.?
A The king. **B** The queen. **C** The president.
- 4 The Statue of Liberty is in
A Washington. **B** New York. **C** Dublin.
- 5 You visit the London Eye
A to go on a ride. **B** to see an eye doctor. **C** to have lunch.

Now I know

Vocabulary

1  Choose the correct word. (10 points)



e.g. watch/clock



1 mobile phone/camera



2 hat/helmet



3 hairbrush/keys



4 roller blades/shoes



5 gloves/coat

10

2  Look and write. (12 points)

e.g.



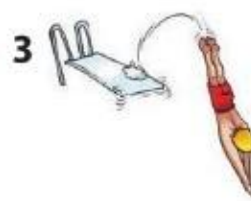
swim



...



...




...



...

12

3  Write the numbers. (18 points)

1 60

2 30

3 95

4 100

5 81

6 50

18

Grammar

4  Read and choose. (16 points)

e.g. She  are carrying the box of chocolates.


1 He is a great cook. He **is/can** cook really well.

2 Look! Mary is **dance/dancing!**

3 **Are you/Can you** ride a bike?

4 Harry and Tom **aren't/isn't** sleeping. They're in the garden.

16

5  Complete: on, in, next to, behind, under. (12 points)



- e.g. The keys are **on** the table.
- 1 The mobile phone is ... the table.
 - 2 There are roller blades ... the chair.
 - 3 The helmet is ... the box.
 - 4 The camera is ... the box.

12

Communication

6  Read and match. (20 points)

- | | |
|-------------------------------|--------------------------|
| 1 What does she look like? | a She's tall and slim. |
| 2 How old is your mother? | b No, he isn't. |
| 3 Is your uncle from England? | c No, it's on the shelf. |
| 4 Have you got my CD? | d Thirty-six. |

20

Reading and Writing

7 Look, read and say yes or no. (12 points)



- e.g. Bob is running. **yes**
- 1 Wendy is singing.
 - 2 Jack and Steve are playing.
 - 3 Kathy is dancing.
 - 4 Jen is sailing.

12

Now I can ...

- | |
|---------------------------------------|
| 1 name personal items |
| 2 talk about location |
| 3 talk about activities |
| 4 say numbers 30–100 |
| 5 talk about appearance and character |
| 6 write about actions happening now |


Total		100
-------	---	-----



Arthur + Rascal



Episode 1



Module 2

Units 3–4

A WORKING DAY!

In this module you will ...

● learn, read and talk about ...

- Uncle Harry's job at the Animal Hospital
- buildings
- jobs
- activities

● practise ...

- talking about location
- talking about jobs
- talking about activities
- telling the time



A day in my life!



3a

The Animal Hospital

1 Listen and repeat.



station



garage



café



theatre



baker's



hospital



greengrocer's




post office


2 Chit-Chat

A: Excuse me, where's the Animal Hospital?

B: It's in Bridge Street.



3  Who needs an injection? Look at the pictures, listen and check.



1 **STATION**
Nanny, where does Uncle Harry work?


Well, let's go and see!



2 Excuse me, where's the Animal Hospital?

It's in Bridge Street.

This is Fifi!
She needs an injection.



Uncle Harry!

Come on in!



4 Oh, she's so cute!



Where's Chuckles?

I don't know!



There he is! Behind the curtain!

It's OK, Chuckles!
You don't need an injection!

4 Where's Chuckles? Read and choose.

A Under the chair.

B Behind the curtain.

3b

1  Listen and repeat.



baker



greengrocer



mechanic



postman



waiter



nurse

2 Who says what? Look, read and match. What are they?

- a I wear a uniform. I serve food and drinks.
- b I wear a white uniform. I help sick people.
- c I carry a big bag. I take letters to people's houses.
- d I sell fruit and vegetables.
- e I bake bread and make cakes.
- f I work in a garage. I fix cars.

3 Chit-Chat

A: What do you do?

B: I'm a nurse. I help sick people.

A: Where do you work?

B: At a hospital.



- We **always** play football on Sundays. ✓✓✓✓
- We **usually** wake up late on Saturdays. ✓✓✓
- We **sometimes** go to the park. ✓✓
- We **never** go to school on Sundays. ✓

4 Read and match. Then say.

How often do you ...

wake up late?

clean your room?

play sports?

go shopping?

read a book?

wash the dishes?

walk to school?

ALWAYS
SOMETIMES
USUALLY
NEVER

I never wake up late.

5  Listen and repeat.

A girl with golden curls serves burgers on Thursday.

6 Read.



ir /ɜ:/	ur /ɜ:/	er /ɜ:/
birthday	nurse	her
circus	surfing	serve
circle	turn	
shirt	curtain	
thirty	turkey	

7  Copy, complete and read.

1 th...rty

3 s...rve

5 s...rfing

7 sh...rt

2 n...rse


4 c...rcle

6 b...rthday

8 h...r

8  Let's play!

Snap! A nurse usually works at a hospital!



4a

Work and play!

- 1  Listen and repeat.

STONEBRIDGE

SPORTS CENTRE

Join now!

 volleyball Mondays/ Thursdays	 tennis Wednesdays/ Fridays/ Saturdays	 badminton Tuesdays
 baseball Thursdays/ Sundays	 table tennis every day	 hockey Saturdays



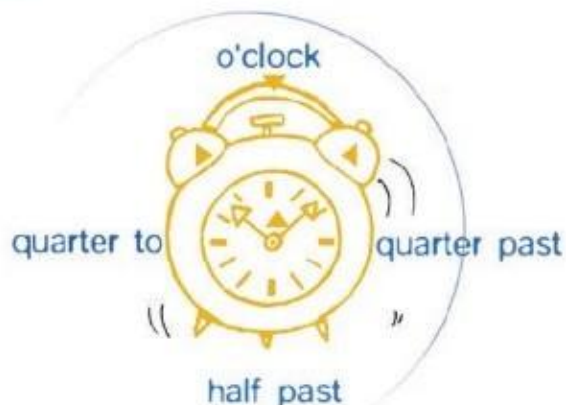
I go to the cinema **once a week**.
 Gary has guitar lessons **twice a week**.
 Emma washes her hair **three times a week**.

- 2 Chit-Chat

A: How often do they play volleyball at the sports centre?

B: Twice a week, on Mondays and Thursdays.

- 3 Look, ask and answer.



1 **A:** What time is it?

B: It's quarter to eleven.

4 Read and choose the correct word.



My uncle Harry

by Larry

My uncle Harry's forty years old. He's tall with fair hair and blue eyes. Uncle Harry's a vet. He 1) work/works at the Animal Hospital in Stonebridge. Uncle Harry doesn't 2) wear/wears a uniform, but he 3) wear/wears a white coat. He 4) help/helps sick animals. In his free time Uncle Harry likes 5) cook/cooking and 6) play/playing tennis. I 7) think/thinks my uncle Harry is great!



5 Portfolio: Write about a relative.

6 All about Robbie! Let's play!



He likes reading comics!

4b



You **have to** wear a uniform.
 He **has to** get up early every morning.
 They **don't have to** go to school on Saturday.
Does she **have to** work at night? Yes, she **does**./
 No, she **doesn't**.

1



Mrs Ellis is talking to Kim. Read and complete. Use **have to** or **don't have to**.

- | | |
|---|-----------------------------------|
| 1 You have to wash the dishes. (✓) | 4 You ... wear a uniform. (✓) |
| 2 You ... serve food and coffee. (✓) | 5 You ... be polite. (✓) |
| 3 You ... work at night. (X) | 6 You ... pay for your meals. (X) |

Now, ask and answer.

A: Does Kim have to wash the dishes?

B: Yes, she does.

2

Say what you have to do.

I don't want to wash the dishes but I have to.

- mop the floor • make the bed
- do the shopping • water the plants

3



Sing along!



My favourite kind of person!

Postman Pete, what's in your bag?

A parcel or a letter?

Postman Pete, what's in your bag?

A card – or something better?

Oh, my postman's very special,
 He whistles and he sings!
 I wait for him each morning,
 I love the things he brings!

Postman Pete, what's in your bag?

A postcard or a prize?


Postman Pete, what's in your bag?

Give me a surprise!



Fun at school

Community Helpers

4  Listen, point and repeat. Then match.

- 1 baker
- 2 doctor
- 3 firefighter
- 4 taxi driver
- 5 zoo keeper
- 6 nurse
- 7 greengrocer
- 8 police officer
- 9 bus driver
- 10 vet



5 Find the jobs!

We help sick people get well.



We help people in need.



We take care of animals.



We drive people around their cities.



We sell food to people.



6 **ICT** – Tell the class what jobs people do in the place where you live.

Doctors help sick people get well.

Goldilocks and the Three Bears

Let's Sing!

Goldie, Goldie, Goldilocks
With long golden curls.
Through the wood she takes a walk –
The naughty girl!

Goldie, Goldie, Goldilocks
Is as pretty as can be.
Her mother tells her every day:
“Now, listen to me!”

Goldie, Goldie, Goldilocks
With long golden curls.
Through the wood she takes a walk –
The naughty ..., the naughty ... girl!

Goldie, Goldie, Goldilocks
Is on her way to school.
She says, “The woods look lovely!”
And she breaks her mother’s rule!




Narrator: Now in the wood
There live three bears!
Mummy, Daddy and
Baby.

Daddy: Let's take a walk.

Narrator: Daddy says ...
And Mummy says ...

Mummy: Well, maybe:
I've got some porridge
In this pot.
It's very nice –
But it's very hot!
We can eat it
When we all return.
Let's go outside
And get some sun!



Activities Module 2

Goldilocks and the Three Bears

1 Match and say.

- | | |
|-----------|------------|
| 1 golden | a girl |
| 2 naughty | b curls |
| 3 lovely | c porridge |
| 4 hot | d woods |

2 Complete the sentences.

- 1 Mother says: "Listen ... me."
- 2 Goldilocks is a girl ... long golden curls.
- 3 Goldilocks is ... her way ... school.
- 4 Goldilocks takes a walk ... the woods.
- 5 Three bears live ... the wood.

3 Talk with your classmate.

- 1 What does Goldilocks' mother tell her every day?
- 2 Where does she take a walk?
- 3 Who lives in the wood?
- 4 What do the bears have for breakfast?
- 5 Why can't they eat the porridge?



A day in my life!

My name is Danielle Pearson. I live in Wisconsin, USA. My school is called Danver Elementary School and I really like it there. School starts at 8:30. Every day we have Morning Meeting and usually start the day with a game or a song. We have a break at 10:30, and most of the students go outside. Every Thursday I have a meeting with my teacher, Miss Blake, to talk about my school work and projects.

We have lunch every day at 12:15. I usually eat in the school canteen. In the afternoon we usually have Art, PE or Music.

After school, at 3 o'clock, I go home and play with my little sister. Then I help my mother to cook dinner. After dinner I always do my homework and then I read or watch TV for a while. I go to bed every night at 10 o'clock.



1 Read and complete the sentences about Danielle's day.

- 1 She starts school at
- 2 She has lunch at
- 3 She goes outside at break time at
- 4 She goes home at
- 5 She goes to bed at

2 Work in pairs. Tell your classmate about Danielle's day. Use the sentences as a plan.

3 Now talk about a day in your life.

Now I know

Vocabulary

1 Look, read and match. (8 points)



e.g. He's a baker. **A**


- 1 He's a waiter.
- 2 He's a greengrocer.

3 She's a nurse.

4 He's a mechanic.

8

Grammar

2  Make sentences, as in the example. (16 points)

e.g. clown/circus/make people laugh

A clown works at a circus. He makes people laugh.

- 1 teacher/school/teach students
- 2 greengrocer/greengrocer's/ sell fruit and vegetables
- 3 postman/post office/take letters to people's houses
- 4 waiter/café/serve people

16


3  Read and make sentences. (16 points)

e.g. you/often/Do/read/comics?

Do you often read comics?

- 1 often/do/play/soccer?/ How/ you
- 2 sometimes/Pam/Saturdays./ goes/cinema/to/on/the
- 3 go/I/to/usually/once/park/ the/ week./a
- 4 he/wash/dishes/Does/ sometimes?/the

16

- 4**  What does Betty have to do? Read and complete. (20 points)

water the flowers	X
wash the dishes	✓
clean the room	✓
wash the dog	X
do her homework	✓

e.g. Betty **doesn't have to water** the flowers.

- 1 Betty ... the dishes.
- 2 Betty ... the room.
- 3 Betty ... the dog.
- 4 Betty ... her homework.

20

Communication


- 5** Look, read and match. (20 points)

- soccer match 5:15
- volleyball match 1:15
- piano lesson 8:30
- Jenny's party 9:45

- 1 What time is Jenny's party?
 - 2 What time is the soccer match?
 - 3 What time is the piano lesson?
 - 4 What time is the volleyball match?
- a At quarter past one.
b At quarter past five.
c At quarter to ten.
d At half past eight.

20

Reading and Writing

- 6**  Read and answer. (20 points)

Aunt Polly is a mechanic. She works at a garage in Stonebridge. Aunt Polly wears a uniform when she works. She fixes cars. A lot of people take their cars to her garage. I think my aunt Polly is great!



e.g. What does Aunt Polly do?
She's a mechanic.

- 1 Where does she work?
- 2 Where is the garage?
- 3 Does she wear a uniform at work?
- 4 Does she fix bikes?

20

Total		100
-------	---	-----

Now I can ...


- 1 talk about buildings & jobs
- 2 talk about activities
- 3 tell the time
- 4 write about a relative



Arthur + Rascal



Episode 2



Module 3

Units 5–6

TASTY TREATS!

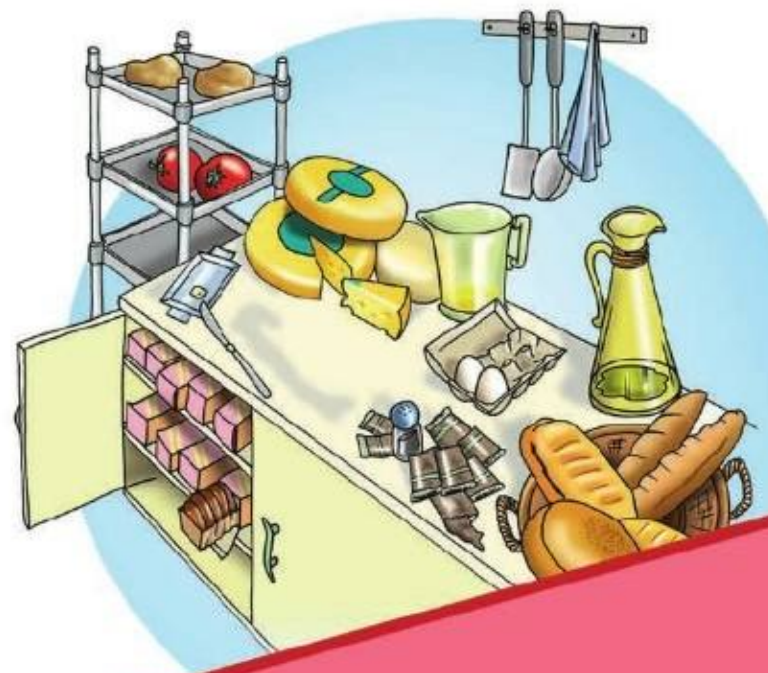
In this module you will ...

➔ learn, read and talk about ...

- Larry and Paco making a fruit salad
- food and containers
- prices

➔ practise ...

- talking about quantities
- talking about food
- buying food
- asking for, giving/refusing permission



What's for pudding?



5a

Pirate's fruit salad!

1  Listen and repeat.



lemon



beans



mango



butter



coconut



flour



pineapple



olive oil



sugar



salt & pepper




tomato

2 Chit-Chat

Can you pass me the lemon, please?




Sure. Here you are!

- 3**  What is there in Larry's fruit salad? Look at the pictures and say. Then listen and check.

So, that's how you make a Pirate's fruit salad! Now, it's your turn!




Can you pass me the lemon, please?



- 4** What's wrong with Larry's salad? Read and complete.

There's a lot of ... in it.

5b

1  Read and complete with **How many** or **How much**.

- 1 ... oranges are there in the bag?
- 2 ... butter is there in the fridge?
- 3 ... bread is there on the table?
- 4 ... eggs are there in the box?
- 5 ... potatoes are there in the cupboard?

How many mangoes are there?
A lot!/Not many!
How much sugar is there?
A lot!/Not much!

2 Look, ask and answer.

- | | |
|----------------|--------------|
| 1 bread? | 6 potatoes? |
| 2 olive oil? | 7 tomatoes? |
| 3 eggs? | 8 butter? |
| 4 cheese? | 9 pepper? |
| 5 lemon juice? | 10 biscuits? |

A: How much bread is there?
B: A lot!



How good is your memory? Close your book and talk with your classmate.

There is a lot of bread. There isn't much olive oil. There aren't many potatoes.

3 You are at home. Talk to your mum.

A: Is there any bread at home?
B: Yes, there is some but there is no butter.

4  Listen and repeat.

In the **magic garden** there are lots of **oranges** on the **green mango tree**.



5b

5  Read. Copy the table. Then put the words **Geography**, **good**, **garden**, **sausage** in the right column.

/dʒ/	/g/
fridge	mango
orange	egg
magic	sugar
gym	green

6  Let's play 'Fruit Salad'!



6 a

Make a meal of it!

1  Listen and repeat.

£1 = one pound
85p = eighty-five pence/p
£1.20 = one pound twenty (pence)

a **packet** of biscuits



a **jar** of jam



a **bar** of chocolate



a **carton** of milk



a **kilo** of potatoes



a **bottle** of Coke



a **loaf** of bread



a **tin** of beans



2 Chit-Chat

A: Can I have a packet of biscuits, please?

B: Yes, of course. Here you are. That's one pound nine pence, please.

We've got **a lot of** sugar.
We haven't got **much** sugar.
Have we got **much** sugar?

We've got **a lot of** beans.
We haven't got **many** beans.
Have we got **many** beans?

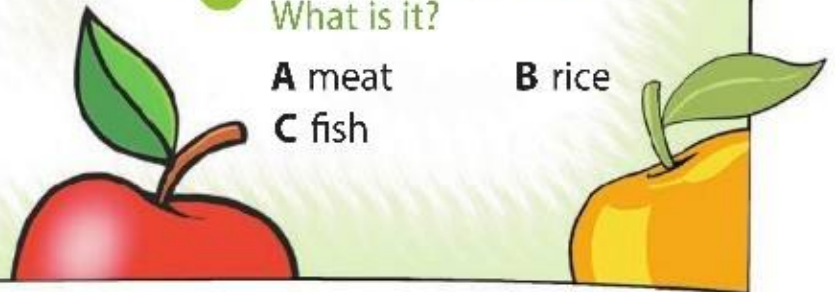
3 Read and choose.

- 1 There are **a lot of/much** tomatoes in the salad.
- 2 Do we need **much/many** bread?
- 3 I take **many/a lot of** sugar in my tea.
- 4 There aren't **much/many** eggs in the fridge.
- 5 There's **much/a lot of** sugar in the cake.
- 6 Have you got **much/many** mangoes?

4 How much do you know about food around the world?

Food Quiz

- 1 At an Australian barbecue, **snaggers** are very popular. What are they?
 A burgers B potatoes
 C sausages
- 2 What's another name for **chips**?
 A French fries
 B American fries
 C English fries
- 3 Where is **Cheddar cheese** from?
 A France B Spain
 C England
- 4 In Italy, when you order a **cappuccino**, they bring
 A coffee. B lemonade.
 C milk.
- 5 If an American is eating a **cookie**, he's eating a
 A cake. B biscuit.
 C sandwich.
- 6 In Japan, they eat **sushi**. What is it?
 A meat B rice
 C fish



5 ICT Portfolio: Write a food quiz!

6 Word Chain! Let's play!



6b

May I leave the table?
Yes, **you may**./No, **you may not**.

1 Read and match. Then act out.

- 1 May I have some more potatoes, please?
- 2 May I ask my friend to come for dinner, please?
- 3 May I wash my hands, please?
- 4 May I eat my lunch in the living room, please?
- 5 May I taste the apple pie, please?

- A Not yet. It's still very hot!
- B Yes, the bathroom is next to the bedroom.
- C No, you may not. Eat it in the kitchen, please.
- D Of course you may. What's her name?
- E Sure, here you are.

2



Sing along! What do the Russians think about food?
Write out the sentence.

All over the world!

Fish and chips is English,
Sushi's Japanese.
Pizza is Italian,
So is mozzarella cheese!

All around the world
People love to eat.
All around the world
Food is such a treat!

In Spain they eat paella,
In China they eat rice.
The Russians think potatoes
Are really, really nice!



Fun at school

On the shelf!

3 What kind of food: **dairy**, **meat**, **fruit** or **vegetable**? Read and say.



yogurt



onion



chicken




beef



cheese



milk



carrot



banana



potato



lamb



mango



cherry

1 yogurt – **dairy**

4 Talk to your classmate.


- Are you hungry?
- No, I'm not. I'm thirsty.
- Here is some water.

Drinks	Food
orange juice	chocolate
tea	cake
lemonade	salad
cola	cheese

Goldilocks and the Three Bears

Narrator: Now, to the house
Comes Goldilocks
And on the door
She gives three knocks!

Goldilocks: No one home.
Narrator: She says ...
Goldilocks: What luck –
I'll go inside
And have a look!



Goldilocks: Yum!

Narrator: She says ...

Goldilocks: I want some porridge
Yuk, not this –
And this one's horrid!

Goldilocks: But this one here
Is very good –
And porridge
Is my favourite food!



Activities Module 3

Goldilocks and the Three Bears

1 Guess the words.

- mohe
- rivoufate
- orod
- ridropge
- seuho

2 Read and choose.

- 1 Goldilocks comes to **the school/the house**.
- 2 She gives **2/3** knocks on the door.
- 3 She goes **inside/outside**.
- 4 Her favourite food is **porridge/salad**.

3 How to make porridge. Read and put the pictures in the correct order. Try it at home. It's yummy!



Heat and stir for 5 minutes.



Put water and porridge oats in a pot.



Eat it with sugar or honey.



Add some milk and a little salt.

4 What can you see in the bears' room? What is there in your room?



What's for pudding?

1 What is pudding: a dessert or dinner? Read and check.

a dessert

b dinner

Many British families finish their main evening meal with a dessert, or pudding as some people call it. Most puddings only need simple ingredients such as flour, fruit, milk, bread, eggs, sugar and butter. One question you almost always hear at dinner time is "What's for pudding, Mum?"



2 Can you name at least two ingredients for each pudding below? Check your answers with your teacher.

A



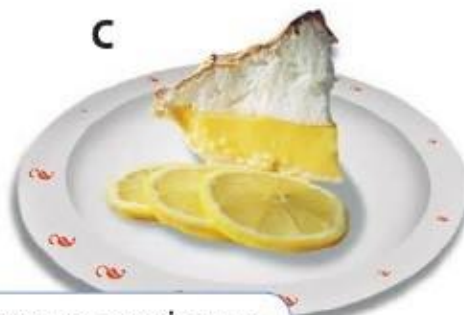
bread pudding

B



jam tart

C



lemon meringue

Now I know

Vocabulary

1 Look, read and choose. (18 points)

e.g.



- A bread
B beans



- A flour
B sugar



- A olive oil
B lemonade



- A salt
B pepper



- A biscuit
B butter



- A coconut
B mango



- A pineapple
B orange

18

Grammar

2 Choose the correct word.
(20 points)

- We don't need **much/many** sugar.
- Do we need **many/much** mangoes for the fruit salad?
- There isn't **many/much** butter left in the fridge.
- There are **a lot of/much** oranges in the basket.
- How **much/many** bread have we got?


20

3 Read and match. (30 points)

- May I have a piece of that cake, please?
 - May I leave the room, please?
 - May I use your phone?
 - May I bring my sister to your party?
 - May I eat my dinner in the living room, please?
 - May I have a pen, please?
- A No, you may not. You can eat it in the kitchen.
B Here you are.
C Not yet. It's still very hot!
D Yes, but don't be too long.
E Yes, of course.
F Of course you may. What's her name?

30

Communication

- 4**  Look, read and complete. (12 points)

e.g. **A:** Can I have a **carton of milk**, please?

B: Here you are. That's **one pound**, please.



1 A: Can I have a ..., please?

B: Here you are.
That's ..., please.



2 A: Can I have a ..., please?

B: Here you are.
That's ..., please.



3 A: Can I have a ..., please?

B: Here you are.
That's ..., please.



12

Reading and Writing

- 5** Look, read and say **yes** or **no**. (20 points)



e.g. There is a lot of bread. **yes**

- 1 There are a lot of tomatoes.
- 2 There is a lot of olive oil.
- 3 There are a lot of biscuits.
- 4 There are a lot of eggs.
- 5 There is a lot of butter. 20

Total	?	100
-------	---	-----

Now I can ...



- 1 talk about food
- 2 buy food and say prices
- 3 ask for, give/refuse permission
- 4 write about food




Arthur + Rascal



Episode 3



Sorry, no, Rascal!



Module 4

Units 7–8

AT THE ZOO!

In this module you will ...

● learn, read and talk about ...

- a visit to the zoo
- animals
- months
- whales and their journey every year
- zoo rules

● practise ...

- talking about animals and their actions
- months
- talking about rules




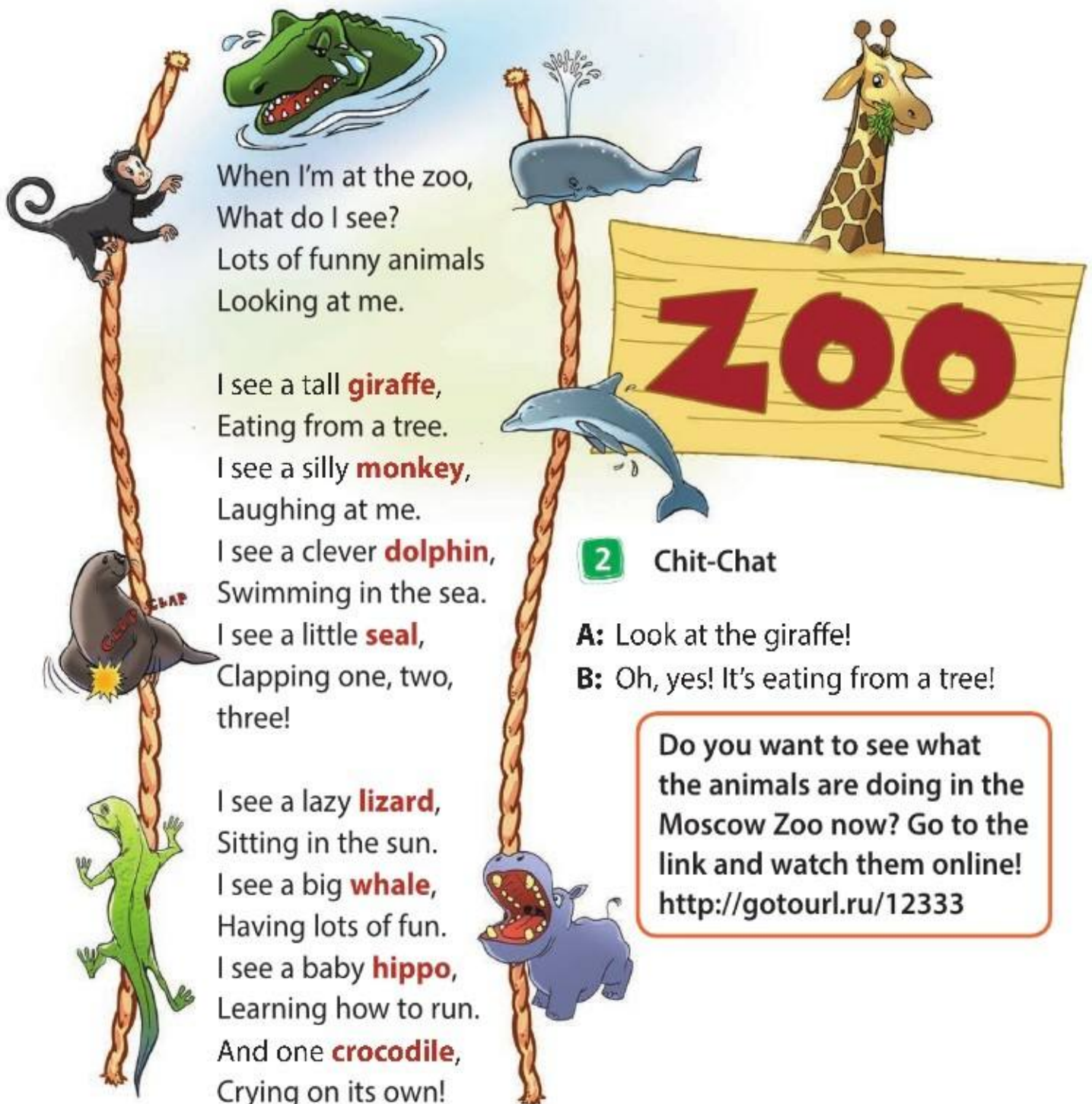
A walk in the wild!



7a

Funny animals!

1  Listen and point. Then sing along!



When I'm at the zoo,
What do I see?
Lots of funny animals
Looking at me.

I see a tall **giraffe**,
Eating from a tree.
I see a silly **monkey**,
Laughing at me.
I see a clever **dolphin**,
Swimming in the sea.
I see a little **seal**,
Clapping one, two,
three!

I see a lazy **lizard**,
Sitting in the sun.
I see a big **whale**,
Having lots of fun.
I see a baby **hippo**,
Learning how to run.
And one **crocodile**,
Crying on its own!

2 Chit-Chat

A: Look at the giraffe!

B: Oh, yes! It's eating from a tree!

Do you want to see what
the animals are doing in the
Moscow Zoo now? Go to the
link and watch them online!
<http://gotourl.ru/12333>

3  Why are the seals clapping? Look at the pictures, then listen and check.



4 Read and answer.

What do the seals always do at lunchtime?

- A** They swim. **B** They clap.

7b



Look! She's **playing** the piano.
She **always plays** the piano **in the evenings**.

1 Look, ask and answer.




clap/lunchtime



have lunch/1 o'clock



have a bath/afternoon



play/morning

- 1 A:** What are the seals doing?
B: They're clapping. They always clap at lunchtime.

2 Read and put the sentences in the right order.

- 1 A:** What are you doing?
B: Oh, yes! I think they're great!
A: Look at that picture – the dolphin is catching a fish!
B: I'm reading a book about dolphins.
6 B: Of course! Dolphins eat fish, you know.
A: Really? Do you like dolphins?




3  Listen and repeat.

7b

Have a **good look** at the **cookery book**!
Let's go to the **zoo** after **school**. It's **cool**.



4  Read. Copy the table. Then put the words **wood**, **school**, **book**, **too** in the right column.

oo /ɜ:/	oo /u:/
good	zoo
look	afternoon
cook	room
foot	cool


5 Talk to your classmate.

A: Let's go to the zoo.

B: It's a good idea.

A: I like dolphins. What about you?

6  Let's play!



8 a

Wild about animals!

1  Listen, point and repeat. Then put the months in the right order.

2 Chit-Chat


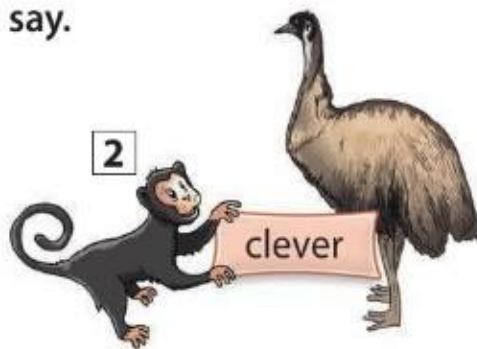
A: When's your birthday?

B: It's in March.



Parrots are **smaller than** pandas.
 small – smaller funny – funnier good – **better**
 nice – nicer big – bigger bad – **worse**

3 Look, read and say.



Whales are bigger than dolphins.




4 Read and answer the questions.

A Whale of a Time!

Grey whales, often called 'friendly whales', make the same amazing journey every year!

From April to November the whales stay in the cold waters of the Arctic looking for food. Then, from December to April they go to the warmer waters of Mexico to have their babies!

The Grey whale travels more miles than any other mammal on earth. They don't need tickets, passports or suitcases – and I'm sure they all have a whale of a time!



- 1 What are Grey whales often called?
- 2 Where are the whales from April to November?
- 3 How many months do they stay in Mexico?

5 ICT  **Portfolio: Write about an elephant seal's journey.**
(See Workbook, p. 89.)

6 Be a poet! Read and complete.

The ... comes in April.
It sings its song in ...
In ... it changes tune
And in July it ... away!



8b



You **must** feed dogs every day.
You **mustn't** give dogs any sweets.

1 Look and say. Use **must** or **mustn't**.

ZOO RULES



1 You **mustn't** feed the animals.

2 School rules. Read and choose.

- 1 You **can't/don't have to** run during the break.
- 2 I **can/have to** wear a uniform at school. All children wear one.
- 3 You're in the library. You **may/must** be quiet.
- 4 Mr Green, **may/must** I ask you a question?
- 5 You **mustn't/don't have to** go to school on Sunday.
- 6 **May/Have** I come in, please?

3



Sing and do!



The **YELLOW** Giraffe!

The yellow giraffe
Is as tall as can be.
It can eat the leaves
From a very tall tree!
It's got a long neck
And long legs, too.
And it can run faster
Than me or you!

Fun at school

Animal tastes!




- 4 ICT – What are **herbivores**, **carnivores** and **omnivores**? Read and find out.

Animals are either herbivores, carnivores or omnivores.

- A **herbivore** eats only plants.
- A **carnivore** eats meat from animals.
- An **omnivore** eats meat and plants – usually fruits and vegetables.


- 5 Look and match.



- 6 Draw or find a picture of a herbivore, carnivore and omnivore. Present it to the class and talk about it.
- 7 Which of these animals are wild and which are domesticated? What do they eat?

The wolf is a wild animal. It eats meat.

Goldilocks and the Three Bears




 Let's
Sing!

Please put my porridge
In a pretty little pot.
I like it for my breakfast
And I like it nice and hot.

Porridge oats, porridge oats,
As tasty as can be.
Porridge oats, porridge oats,
The only food for me!



- Narrator:** Then she sits
Upon a chair.
- Goldilocks:** Oh, no! Not this one –
That one there!
It's nice and small –
Not big at all!
- Narrator:** But then, poor Goldie
Has a fall.



Activities Module 4

Goldilocks and the Three Bears

1 Choose the correct answer.

- 1 What does Goldilocks like for breakfast?
a) burgers b) porridge
- 2 How does she like her porridge?
a) hot b) cold
- 3 Which chair does she like?
a) the big one b) the small one

2 What's your favourite hot meal? Replace the words in bold to make your own poem.



Please put my **burgers**
In a pretty little pot.
I like **them** for my **dinner**
And I like **them** nice and hot!

Burgers, burgers,
As tasty as can be.
Burgers, burgers,
The only food for me!





A walk in the wild!

1 Read and answer the questions.

Pine Walk Koala Park

TREAT YOURSELF TO A SPECIAL DAY OUT!

In Pine Walk Koala Park you can:

- Hug a cute koala anytime of the day!
- Feed friendly kangaroos and emus!
- Walk around the beautiful forest in the park!
- Have a picnic by the side of the river!
- Meet some fun-loving Australians!

Opening Times: 8:30 am – 5:00 pm

Cost: Adult \$15
Child \$11

WE HOPE TO SEE YOU SOON!




- 1 What animals can you see in the park?
- 2 Where can you have a picnic?
- 3 Who can you meet?
- 4 What time is the park open?
- 5 How much is it for a child?

2 Visit the biggest park of birds in Russia and say what birds live there:
<http://gotourl.ru/12334>.

Now I know

Vocabulary

1 Look and match. (8 points)

1

2

3

4

5

6

7

8

a whale
b dolphin
c seal
d giraffe
e crocodile
f hippo
g lizard
h monkey

2 Read and complete. (24 points)

e.g. **January**, 1) ... , **March**, 2) ... ,
3) ... , **June**, **July**, 4) ... ,
September, 5) ... , 6) ... ,
December

24

Grammar

3 Read and choose. (15 points)

- 1 Pam always **is watching/watches** TV in the evening.
- 2 Gary and Diane never **go/are going** to school together.
- 3 Frank is in his room now. He **reads/ is reading** comics.
- 4 **Do they usually play/Are they usually playing** basketball in the park?
- 5 Where's Alan? **Is he sleeping/ Does he sleep?**

15

4 Read and complete. (15 points)

- e.g. A dolphin is **cleverer (clever)** than a whale.
- 1 An elephant is ... **(short)** than a giraffe.
 - 2 A kangaroo is ... **(big)** than a lizard.
 - 3 A tiger is ... **(tall)** than a dog.
 - 4 A hippo is ... **(fat)** than a seal.
 - 5 A monkey is ... **(funny)** than a parrot.

15

5 Read and choose. (12 points)


- 1 You **must/mustn't** eat with your hands.
- 2 You **must/mustn't** do your homework.
- 3 You **must/mustn't** go to bed late.
- 4 You **must/mustn't** help your mum.

12

Communication**6** Read and choose. (16 points)

- 1 **A:** Jane is playing volleyball!
B: a) Yes, she loves volleyball.
b) Yes, she does.
- 2 **A:** Do you always go shopping on Saturdays?
B: a) I'm going out on Saturdays.
b) Not every Saturday.
- 3 **A:** Are you listening to me?
B: a) Yes, I am.
b) Yes, I do.
- 4 **A:** What is he doing?
B: a) He swims in the sea.
b) He is swimming in the sea.

16

Reading and Writing**7**  Read and complete. (10 points)

Hippos are very big animals. They live in Africa. They are very fat, and can be 3,000-4,500 kilos! Hippos have their babies during the rainy months of October and April. They sleep most of the day and eat at night. They eat grass and live for about 40 years.

name:	e.g. hippo
lives in:	1) ...
has babies in:	2) ... and 3) ...
eats:	4) ...
lives for:	5) ...



10

Now I can ...

- 1 talk about animals
- 2 name the months
- 3 talk about rules
- 4 write about animals



Total		100
-------	---	-----



Arthur + Rascal



Episode 4



Arthur! Rascal!
Where are you?



HAPPY NEW YEAR!

1 Make a party hat!



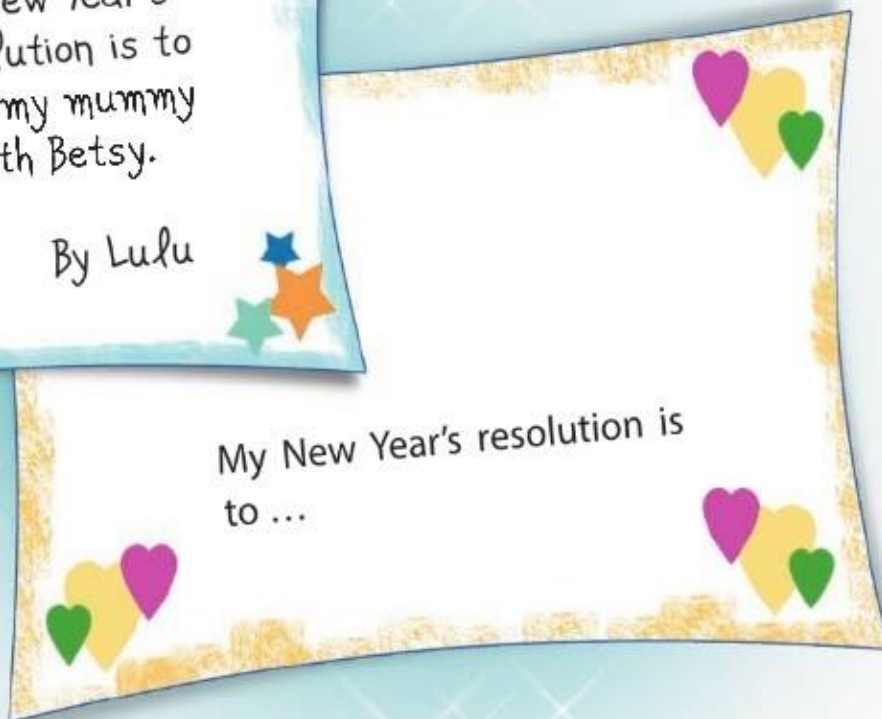
2  Sing along!

HAPPY NEW YEAR!

Happy New Year! Happy New Year!
Let's have fun, let's have fun!
Goodbye to the old year,
Hello to the new year!
Hurray, hurray! Hurray, hurray!

Happy New Year!

3 What's your New Year's resolution? Complete, then draw.



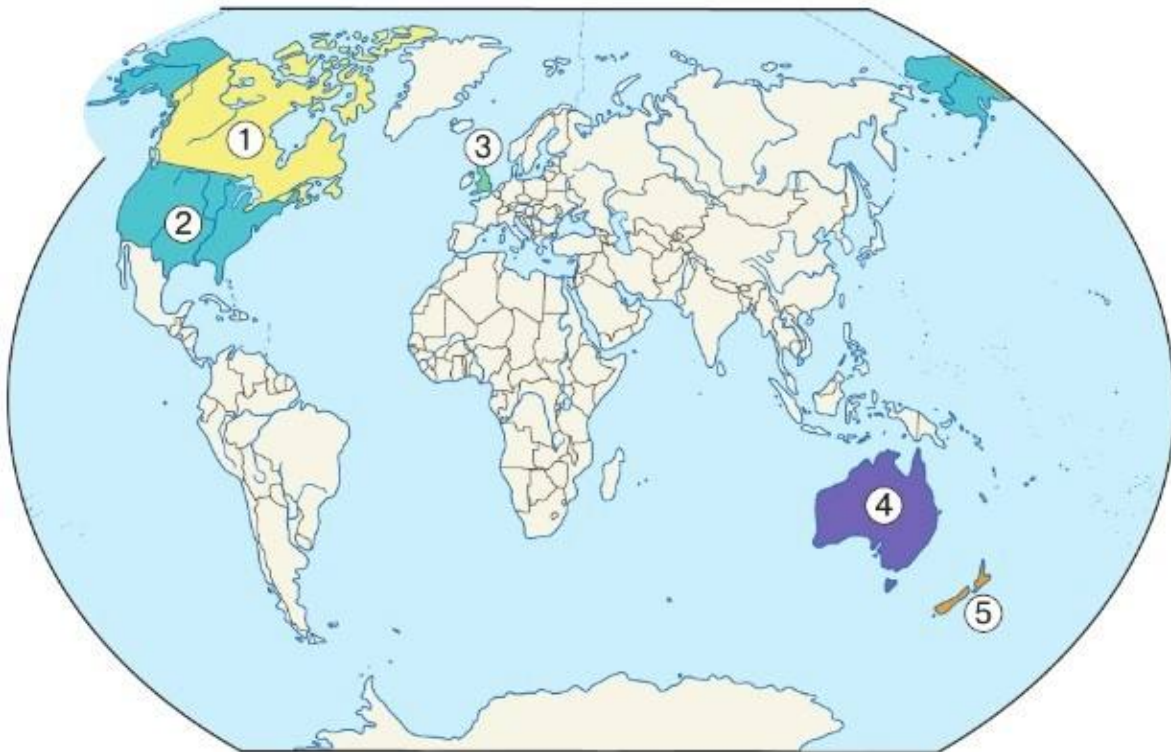
4  Pass the party hat! Look and play!





Souvenirs from English-speaking countries

- 1** Read the names of English-speaking countries and show them on the map.



Australia • Canada • the United Kingdom •
the United States of America • New Zealand

- 2** Read the names of souvenirs in the pictures.



T-shirt



Statue of Liberty



baseball cap

3



bottle of maple syrup

4



stuffed kangaroo

5



hat and scarf

6



magnet

7



key-ring

8



magnet

9



teddy-bear

10



umbrella

11



mask

12



stuffed bird

13



mug

14



magnet

3

Guess what countries these souvenirs come from and say:
The T-shirt is from...

4

What Russian souvenirs do tourists take home?



1. Russian millionaire cities

1 What is a millionaire city? Read and answer.

Everybody knows that Moscow and St Petersburg are very big cities. But there are other Russian cities with more than one million people in them. They are called millionaire cities. Here are some pictures of some of them. In these pictures you can see famous sights: monuments, theatres, museums, churches and streets.



2 Put the cities in order. Start with the biggest city.

Moscow, St Petersburg, ...

3 Talk with your classmate.

- 1 Do you, your relatives or friends live in one of these cities?
- 2 What famous sights in these cities do you know?
- 3 What sights are there in your city/town/village?

2. What Russian children want to be



1 Read and match.

- | | |
|----------------------|-----------------|
| 1 Tanya wants to be | a a scientist. |
| 2 Dasha wants to be | b a teacher. |
| 3 Ilya wants to be | c a doctor. |
| 4 Nikita wants to be | d an astronaut. |

Tanya



I want to be a doctor. My Mum, Dad and uncle are doctors. They help sick people. They wear white uniforms. Sometimes they work at night and I don't like it.

Dasha



My dream is to be a teacher like my mum. I think it's an interesting job. I often play school with my friends.

Ilya



I want to be an astronaut. I like to watch stars and planets at night. I dream of flying in a spaceship to different planets.

Nikita



I love animals, they're so cute! I think I want to study them and become a scientist. I watch a lot of TV programmes about animals.

2 What do you want to be? Why?



3. What would you like for your tea?

Sushki, baranki, bubliki (bagels) are traditional Russian products. You need flour, butter, oil, water, salt and sugar to make them. They can be round or oval, very big or very small and they can have different colours and flavours.

They are very popular because they taste good and they are cheap. Sushki last a long time too. People like to take sushki with them when they go hiking.

Everybody loves sushki, baranki and bubliki: from babies to old people. They are a good treat at teatime.



1 Talk with your classmate.

- 1 Why are bubliki, baranki and sushki so popular in Russia?
- 2 Where can you buy them?
- 3 What is your favourite treat at teatime?

2 How many of them are there in one kilo?

- | | | | |
|-------------------------|----------|----------|----------|
| 1 Sushki: about | a) 70 | b) 100 | c) 80 |
| 2 Baranki: | a) 20-30 | b) 25-50 | c) 40-60 |
| 3 Bubliki: up to | a) 10 | b) 15 | c) 20 |

4. Animals need our help!



1 What does WWF mean? Read and answer.

WWF – World Wildlife Fund – helps to **save** the wildlife on our planet. In Russia there are 100 **reserves** and 33 national parks where different kinds of animals live.

Near Ryazan and Moscow there are bison reserves where WWF supporters have a special project, called “**Adopt** a Bison”. People **donate** money to buy food, pay vets and **raise** a baby bison. They can give a name to it, too. Every adopter gets a Certificate of Adoption. July 2 is a “A Day of Adopters” in the bison reserves.



2 Read the text again. What do the words in bold mean in Russian?

3 ICT – Talk with your classmate.

- 1 Are there any nature reserves and national parks where you live?
- 2 What animals live there? How do people help them?
- 3 How can you and your classmates help animals?

4 Draw pictures of animals that need our help. Present them to your classmates. Have a display at school.

Further Reading Practice

• Modules 1 & 2

1 Match the words to their transcriptions. Then write them in ABC order.

- | | |
|-----------------------|-------------------------|
| 1 garden | a /beɪk/ |
| 2 horse | b /mɪkæntk/ |
| 3 party | c /mɔː'nɪŋ/ |
| 4 short | d /weɪtə/ |
| 5 farm | e /gɑː'dɪn/ |
| 6 waiter | f /pəʊstmən/ |
| 7 bake | g /fɑːm/ |
| 8 mechanic | h /pɑː'ti/ |
| 9 morning | i /fɔːt/ |
| 10 postman | j /grɪ:ngrouəsə/ |
| 11 nurse | k /hɔː's/ |
| 12 greengrocer | l /nɜː's/ |

• Modules 3 & 4

2 Match the words to their transcriptions. Then write them in ABC order.

- | | |
|---------------------|----------------------|
| 1 orange | a /hɜː/ |
| 2 nurse | b /nɜː's/ |
| 3 green | c /sɪ:l/ |
| 4 circus | d /hɪpəʊ/ |
| 5 seal | e /krɒkədail/ |
| 6 lizard | f /grɪ:n/ |
| 7 whale | g /'weɪl/ |
| 8 hippo | h /mædʒɪk/ |
| 9 her | i /lɪzəd/ |
| 10 crocodile | j /sɜːkəs/ |
| 11 giraffe | k /dʒɪrɑːf/ |
| 12 magic | l /prɪndʒ/ |

Further Speaking Practice

• Giving information

1 Take roles and read out.

- Denis:** Who's this?
Valentina: This is my uncle Danil.
Denis: Where does he live?
Valentina: He lives in England. He's a doctor.
Denis: How old is he?
Valentina: He's forty-five.
Denis: What's he like?
Valentina: He's very kind and friendly!



2 Work in pairs. Use the pictures below or your own ideas and act out similar dialogues.



• Talking on the phone

3 Take roles and read out. Act out similar dialogues.

A: Hello! This is Tom speaking.

B: Hello Tom!

A: Alex, are you busy now?

B: No, why?

A: Let's play football.

B: Sounds great!

A: See you in the park.

B: OK

Further Speaking Practice

• Asking for/giving directions

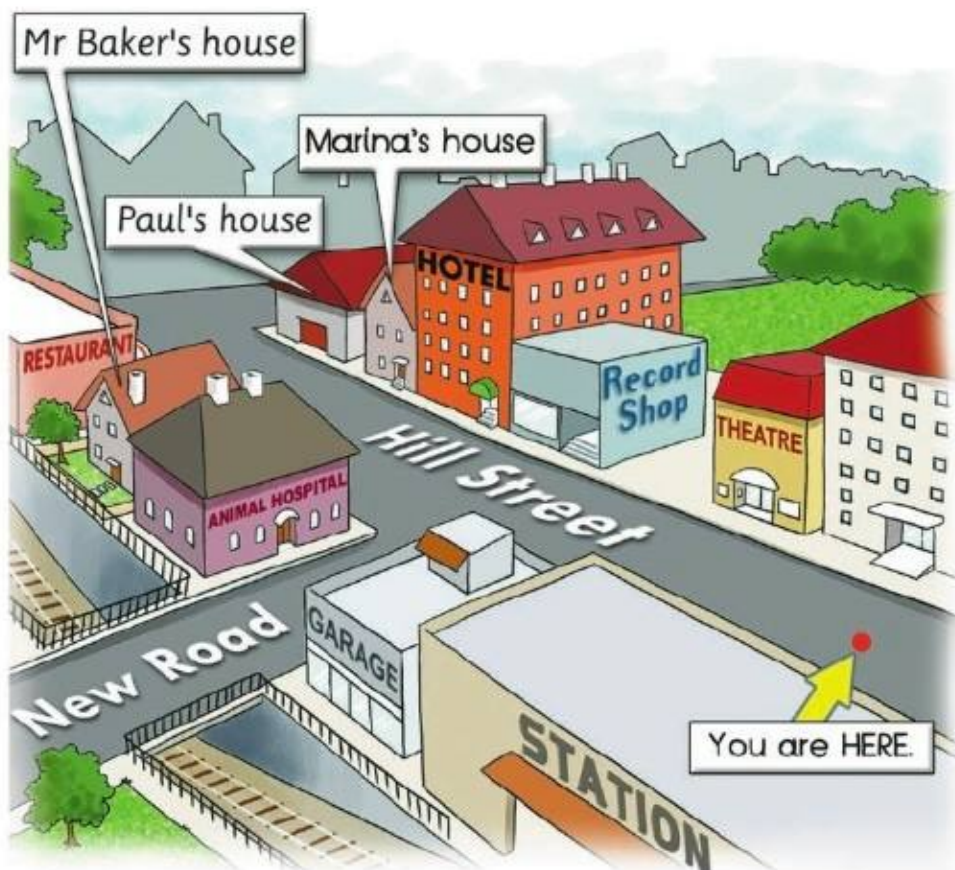
4 Take roles and read out.

A: Excuse me, where exactly is the animal hospital?

B: Go along Hill Street and turn left into New road. It's opposite the garage.

A: Thanks!

5 Work in pairs. Use the picture and act out similar dialogues.



• Going shopping

6 Take roles and read out.

A: Excuse me, can I have two bars of chocolate, a jar of jam and a tin of beans, please?

B: Yes, of course. Here you are.

A: How much is it?

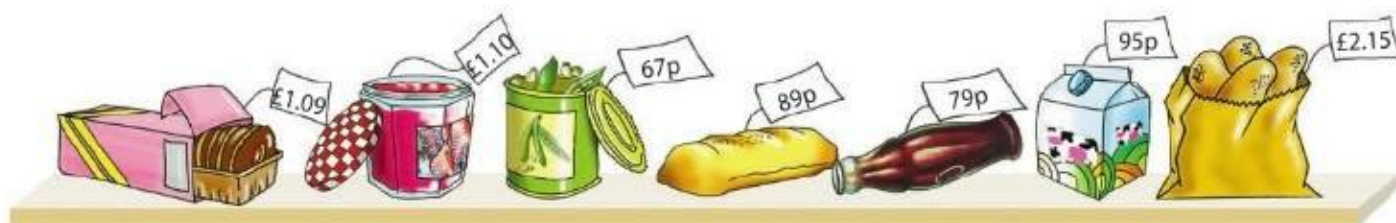
B: That's four pounds and seven pence, please.

A: Here you are.

B: Thank you.

Further Speaking Practice

- 7** Work in pairs. Use the pictures below or your own ideas to act out similar dialogues.



- 8** Work in pairs. Act out similar dialogues.

A: Excuse me, have you got books about dolphins?

B: Look at this one. It's very interesting.

A: How much does it cost?

B: It costs 6 pounds.

A: Here you are. Thank you.

B: You're welcome.

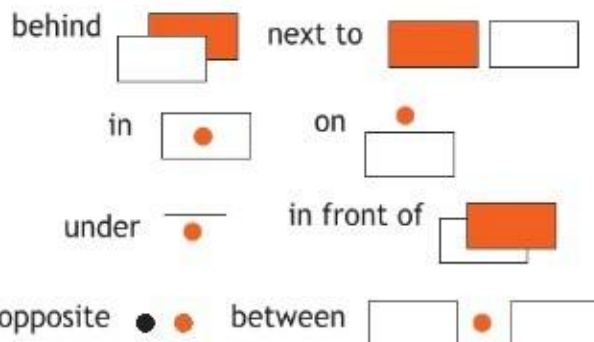


Грамматический справочник

МОДУЛЬ 1

Prepositions of place – Предлоги места

- Предлоги места употребляются для то-го, чтобы указать, где находится предмет/лицо.



Present Continuous – Настоящее продолженное время

Утверждение	
Полная форма	Краткая форма
I am playing	I'm playing
You are playing	You're playing
He is playing	He's playing
She is playing	She's playing
It is playing	It's playing
We are playing	We're playing
You are playing	You're playing
They are playing	They're playing

Отрицание	
Полная форма	Краткая форма
I am not playing	I'm not playing
You are not playing	You aren't playing
He is not playing	He isn't playing
She is not playing	She isn't playing
It is not playing	It isn't playing
We are not playing	We aren't playing
You are not playing	You aren't playing
They are not playing	They aren't playing

Вопрос	
Am I playing?	Are we playing?
Are you playing?	Are you playing?
Is he/she/it playing?	Are they playing?

Утвердительная форма

- **Present Continuous** образуется при помощи вспомогательного глагола **to be** (*am, is, are*) и смыслового глагола с окончанием **-ing**.
We are playing a game.

Отрицательная форма

- Отрицательные предложения образуются при помощи отрицательной формы глагола **to be** (*am not, is not/isn't, are not/aren't*) и смыслового глагола с окончанием **-ing**.
They are not playing a game.

Вопросительная форма

- Вопросительные предложения образуются при помощи нужной формы глагола **to be** (*am, is, are*) + **подлежащее** + **смысловый глагол** с окончанием **-ing**.
Are they playing a game?

Краткие ответы

- В кратких ответах употребляется **Yes** или **No**, личное местоимение в именительном падеже (*I, you, he* и др.) и глагол **to be** в нужной форме. Смысловый глагол с окончанием **-ing** в ответе опускается.

Are you eating? — Yes, I am/we are.
No, I'm not/ we aren't.

Is he/she/it eating? — Yes, he/she/it is.
No, he/she/it isn't.

Are they eating? — Yes, they are.
No, they aren't.

Употребление

- **Present Continuous** употребляется, когда речь идет о действиях, происходящих сейчас, в момент речи.

Указатели времени (сигналы), употребляемые с Present Continuous: *now, at the moment* и др.

МОДУЛЬ 2

Present Simple – Настоящее простое время

Утверждение		Вопрос	
I work		Do I work?	
You work		Do you work?	
He works		Does he work?	
She works		Does she work?	
It works		Does it work?	
We work		Do we work?	
You work		Do you work?	
They work		Do they work?	

Отрицание	
Полная форма	Краткая форма
I do not work	I don't work
You do not work	You don't work
He does not work	He doesn't work
She does not work	She doesn't work
It does not work	It doesn't work
We do not work	We don't work
You do not work	You don't work
They do not work	They don't work

Утвердительная форма

- Настоящее простое время образуется с помощью смыслового глагола без частицы **to**. В 3-м лице единственного числа к глаголу добавляется окончание **-s**.
He works at a hospital.

Отрицательная форма

- Со всеми лицами, кроме 3-го лица единственного числа, используется вспомогательный глагол **do** в отрицательной форме **do not (don't)** + **смысловый глагол** без частицы **to**.
I don't play soccer.

- В 3-м лице единственного числа используется вспомогательный глагол **does not (doesn't)** + **смысловый глагол** в начальной форме (без **-s**).
She doesn't like milk.

Вопросительная форма

- В вопросах для всех лиц, кроме 3-го лица единственного числа, используется вспомогательный глагол **do** + **подлежащее** + **смысловый глагол**.

Do you like cakes?

- В 3-м лице единственного числа используется вспомогательный глагол **does** + **подлежащее** + **смысловый глагол** в начальной форме (без **-s**).
Does he like vegetables?

Краткие ответы

- В кратких ответах используется **Yes** или **No**, личное местоимение (*i, you, he* и др.) и вспомогательный глагол **do/don't** или **does/doesn't**.

Do you like cats? — *Yes, I do/we do.*
— *No, I don't/we don't.*

Does he/she/it like cats? — *Yes, he/she/it does.*
— *No, he/she/it doesn't.*

Do they like cats? — *Yes, they do.*
— *No, they don't.*

Правила правописания глаголов в 3-м лице единственного числа

- К большинству глаголов в 3-м лице единственного числа добавляется **-s**:
I eat – he eats
- К глаголам, оканчивающимся на **-ss, -sh, -ch, -x** и **-o**, добавляется **-es**:
I miss – he misses, I finish – he finishes
- В глаголах, оканчивающихся на согласную + **y, -y** заменяется на **-i** и добавляется **-es**:
I study – he studies
- К глаголам, оканчивающимся на гласную + **y**, добавляется **-s**:
I play – he plays

Произношение (3-е лицо, единственное число)

Окончания **-s** и **-es** произносятся как:

- /s/, если глагол оканчивается на глухие согласные: *he eats*
- /ɪz/, если глагол оканчивается на шипящие или свистящие звуки: *he watches*
- /z/, если глагол оканчивается на гласные или звонкие согласные: *he goes*

Употребление

- Present Simple** употребляется, когда речь идет о регулярно повторяющихся, повседневных действиях, привычках.
I get up at 7 am every day.

Грамматический справочник

Указатели времени (сигналы), употребляемые с Present Simple: *every hour/day/week/month/summer/year etc., every morning/evening/afternoon/night, in the morning/afternoon etc., on Monday/Tuesday etc., once/twice/three times a week/a day* и др.

*He plays tennis on Saturday.
They visit their grandmother twice a week.*

Adverbs of frequency – Наречия частотности

Употребление

- С **Present Simple** употребляются следующие наречия: *never, sometimes, usually, often, always*. Они показывают, как часто что-либо происходит.
*I usually go to school at 7:30.
He never goes to bed late.
He is always very friendly.*

Have to – Don't have to

Употребление

- **Have to** употребляется, чтобы выразить необходимость.
I have to be at school at 9 o'clock.
- Вопросительная форма и отрицательная форма с глаголом **have to** образуются при помощи вспомогательных глаголов **do** или **does**.
*Do you have to wear a uniform at school?
Yes, I do.*
- **Don't have to/doesn't have to** употребляется, чтобы выразить отсутствие необходимости.
Peter doesn't have to go to school on Saturday.

МОДУЛЬ 3

Much/Many/A lot of

Употребление

- **Much** употребляется в вопросительных и отрицательных предложениях с неисчисляемыми существительными (например: *milk, cheese* и др.).

*There isn't much butter in the fridge.
Is there much sugar in the tea?*

- **Many** употребляется в вопросительных и отрицательных предложениях с исчисляемыми существительными во множественном числе (например: *books, apples* и др.).
*There aren't many apples in the bag.
Are there many girls in your class?*
- **A lot of** употребляется в утвердительных предложениях с исчисляемыми и неисчисляемыми существительными.
*She's got a lot of friends.
There is a lot of cheese in the fridge.*
- В вопросительных предложениях с неисчисляемыми существительными употребляется **how much**, а с исчисляемыми **how many**.
*How much milk have we got? Not much. / A lot.
How many boys are there in your class?
Not many. / A lot.*

May

Употребление

- **May** употребляется, чтобы спросить разрешения (официальная форма).
May I leave the classroom?
Ответ: *Certainly. / Of course you may. or
Sorry, no. / No, you may not.*

МОДУЛЬ 4

Present Simple в сравнении с Present Continuous

Употребление

- **Present Simple** употребляется для описания регулярных повторяющихся действий.
She works from 9 to 5 every day.
- **Present Continuous** употребляется для описания действий, происходящих в момент речи.
*George isn't sleeping at the moment.
He is at the cinema.
He is watching a film with his friends.*

Comparatives – Сравнительная степень прилагательных

Прилагательное	Сравни. степень
small	smaller
big	bigger
busy	busier
popular	more popular

- Односложные и двусложные прилагательные, оканчивающиеся на **-y**, образуют сравнительную степень путем добавления **-er**.
old – older (than)
- Некоторые двусложные и все многосложные прилагательные образуют сравнительную степень с помощью **more**.
beautiful – more beautiful (than)

Правила правописания

- К односложным прилагательным, оканчивающимся на **-e**, в сравнительной степени добавляется **-r**.
nice – nicer

- У односложных прилагательных, оканчивающихся на **гласную + согласная**, эта согласная удваивается и добавляется **-er**.
thin – thinner (than)
- В прилагательных, оканчивающихся на **согласную + y**, **y** заменяется на **i** и добавляется **-er**.
funny – funnier (than)

Употребление

- Сравнительная степень **+ than** используется для сравнения людей/предметов/объектов.
Elephants are bigger than monkeys.

Must/Mustn't

- **Must** употребляется, тогда, когда говорят, что действие должно быть обязательно выполнено.
I must put my rubbish in the bin.
- **Must not** употребляется, когда запрещают что-то делать.
You must not run.

Word List

Starter Unit

activity /æktɪvɪti/ деятельность
 back together /bæk təgeðə/ снова вместе
 feel /fi:l/ чувствовать
 hope /həʊp/ надеяться
 join /dʒɔɪn/ присоединяться
 remember /rɪmembə/ помнить
 same /seɪm/ так же, такой же

Module 1

Unit 1: One big happy family!

camera /kæmərə/ фотоаппарат
 CD /si: di:/ компакт-диск
 friendly /frendli/ дружелюбный
 glove /glʌv/ перчатка
 guitar /gɪtɑː/ гитара
 hairbrush /heə'brʌʃ/ расческа
 key /ki:/ ключ
 kind /kaɪnd/ добрый
 mobile phone /məʊbaɪl fəʊn/ мобильный телефон
 roller blades /rɒlə'bleɪdz/ роликовые коньки
 slim /slɪm/ стройный
 sporty /spɔːti/ спортивный
 vet /vet/ ветеринар
 watch /wɒtʃ/ часы
 What does he look like? /ˈwɒt dəz hi lʊk laɪk/ Как он выглядит?
 What's he like? /ˈwɒts hi laɪk/ Какой у него характер?

Unit 2: My best friend!

best friend /best frend/ лучший друг
 both /boʊθ/ оба
 crew /kru:/ команда
 dive /daɪv/ нырять
 glue /glu:/ клей
 play the violin /pleɪ də vaɪələɪn/ играть на скрипке
 plump /plʌmp/ полный, пухлый
 quite /kwaɪt/ довольно
 skate /skeɪt/ кататься на коньках
 ski /ski:/ кататься на лыжах
 sound /saʊnd/ звук
 stick together /stɪk təgeðə/ держаться вместе
 surf /sɜːf/ заниматься серфингом

Module 2

Unit 3: The Animal Hospital

always /ɔːlweɪz/ всегда
 bake /beɪk/ выпекать
 baker /beɪkə/ пекарь, булочник
 baker's /beɪkə'z/ булочная
 carry /kæri/ носить
 clean /kli:n/ убирать(ся)
 curtain /kɜː'tɪn/ штора
 fix /fɪks/ чинить, ремонтировать
 garage /gæraːʒ/ гараж
 go shopping /gəʊ ʃɒpɪŋ/ ходить по магазинам
 greengrocer /grɪŋgrouəsə/ продавец овощей и фруктов
 greengrocer's /grɪŋgrouəsə'z/ овощной магазин
 hospital /hɒspɪtəl/ больница
 injection /ɪndʒekʃən/ укол
 mechanic /mɪkænik/ механик
 never /nevə/ никогда
 nurse /nɜːs/ медсестра
 play sports /speɪ'ts/ заниматься спортом (спортивные игры)
 post office /pəʊst ɒfɪs/ почта
 postman /pəʊstmən/ почтальон
 serve /sɜːv/ подавать на стол, обслуживать
 sick /sɪk/ больной
 sometimes /sʌmtaɪmz/ иногда
 station /steɪʃən/ вокзал, станция
 usually /juːʒuəli/ обычно
 waiter /weɪtə/ официант
 wake (up) /weɪk ʌp/ просыпаться
 wash the dishes /wɒʃ ðə dɪʃɪz/ мыть посуду

Unit 4: Work and play!

badminton /bædmɪntən/ бадминтон
 baseball /beɪsbɔːl/ бейсбол
 doctor /dɒktə/ врач
 firefighter /faɪə'faɪtə/ пожарный
 free time /fri: taɪm/ свободное время
 hockey /hɒki/ хоккей
 meal /mi:l/ приём пищи
 parcel /pɑː'sl/ посылка
 police officer /pəli:s ɒfɪsə/ полицейский
 polite /pəlaɪt/ вежливый

postcard /pəʊstkɑːd/ почтовая открытка
 sports centre /spɔːts sentə/ спортивный центр
 surprise /səˈpraɪz/ сюрприз
 take care of /teɪk keə əv/ заботиться о
 taxi driver /tæksi draɪvə/ водитель такси
 volleyball /vɒlibɔːl/ волейбол
 wait /weɪt/ ждать
 week /wiːk/ неделя
 whistle /ˈwɪsəl/ свистеть
 zoo keeper /zuː kiːpə/ смотритель зоопарка

Module 3

Unit 5: Pirate's fruit salad!

basket /bʌskɪt/ корзина
 beans /biːnz/ бобы, горох
 butter /bʌtə/ масло
 coconut /kəʊkənʌt/ кокос
 easy /iːzi/ легкий, простой
 flour /flaʊə/ мука
 lemon /lemən/ лимон
 make sure /meɪk fʊə/ убедись
 mango /mæŋɡəʊ/ манго
 olive oil /ɒlɪv ɔɪl/ оливковое масло
 pass /pɑːs/ передавать
 pepper /pepə/ перец
 pineapple /paɪnæpəl/ ананас
 put /pʊt/ класть
 salt /sɔːlt/ соль
 sugar /ʃʊɡə/ сахар
 tasty /teɪsti/ вкусный
 tomato /təməʊtəʊ/ помидор
 treat /tri:t/ угощение, угощать

Unit 6: Make a meal of it!

bar /bɑː/ плитка (шоколада)
 barbecue /bɑːˈbɪkjʊː/ барбекю
 beef /biːf/ говядина
 bottle /bɒtəl/ бутылка
 carton /kɑːtɪn/ пакет
 cherry /tʃeri/ вишня
 cookie /kʊki/ печенье
 dairy /deəri/ молочный
 French fries /frenʃ fraɪz/ картофель фри
 jar /dʒɑː/ банка
 kilo /kiːləʊ/ килограмм

lamb /læm/ мясо молодого барашка
 loaf /ləʊf/ батон, буханка
 onion /ˈɒnjən/ лук
 packet /pækɪt/ коробка, пакет, пачка
 paella /paɪələ/ паэлья (испанское блюдо)
 snack /snæk/ закуска
 sushi /suːʃi/ суши
 taste /teɪst/ пробовать
 tin /tɪn/ жестяная банка
 world /wɜːld/ мир
 yogurt /jʊɡət/ йогурт

Module 4

Unit 7: Funny animals!

cookery book /kʊkəri bʊk/ кулинарная книга
 giraffe /dʒɪrɑːf/ жираф
 lazy /leɪzi/ ленивый
 lunchtime /lʌntʃtaɪm/ время обеда
 seal /siːl/ тюлень
 zoo /zuː/ зоопарк

Unit 8: Wild about animals!

a whale of a time /ə ˈweɪl əv ə taɪm/ особенно
 приятное время
 amazing /əmeɪzɪŋ/ удивительный
 carnivore /kɑːˈnɪvɔː/ плотоядное
 животное
 cuckoo /kʊkuː/ кукушка
 elephant seal /ɛlɪfənt siːl/ морской слон
 herbivore /hɜːˈbɪvɔː/ травоядное животное
 journey /dʒɜːni/ путешествие
 omnivore /ɒmnɪvɔː/ всеядное животное
 panda /pændə/ панда
 passport /pɑːspɔːt/ паспорт
 plant /plɑːnt/ растение
 rubbish /rʌbɪʃ/ мусор
 suitcase /suːtkets/ чемодан
 ticket /tɪkɪt/ билет

Goldilocks and the Three Bears

break a rule /breɪk ə ruːl/ нарушать правило
 check /tʃek/ проверять
 curl /kɜːl/ завиток
 fair /feə/ честный, справедливый

Word List

golden /gəʊldən/ золотистый
 horrid /hɒrɪd/ страшный, ужасный
 in a hurry /ɪn ə ˈhʌrɪ/ в спешке
 inside /ɪnˈsaɪd/ внутри
 knock /nɒk/ стучать
 luck /lʌk/ удача
 mine /maɪn/ мой
 mistake /mɪsteɪk/ ошибка
 naughty /nɔːti/ непослушный
 never mind /nevə maɪnd/ неважно, не беда
 oats /əʊts/ овес
 on my way /ɒn maɪ weɪ/ по пути
 outside /aʊtsaɪd/ снаружи
 porridge /ˈpɒrɪdʒ/ каша
 pot /pɒt/ горшок
 remind /rɪmaɪnd/ напоминать
 return /rɪtʒːn/ возвращаться
 share /ʃeə/ делиться
 soft /sɒft/ мягкий
 tune /tjuːn/ мелодия
 wood /wʊd/ лес
 worry /wʌrɪ/ беспокоиться

Cultural Sections on English-speaking Countries

1. English-speaking countries of the world

capital (city) /ˈkæpɪtəl sɪti/ столица

2. A day in my life!

for a while /fɔː ə ˈwaɪl/ на время
 is called /ɪz kɔːld/ называется
 project /prɒdʒekt/ проект

3. What's for pudding?

almost /ɔːlmoʊst/ почти
 at least /ət liːst/ по крайней мере
 bread pudding /bred ˈpuːdɪŋ/ пудинг
 dessert /dɪzɜːt/ десерт
 dinner /dɪnə/ ужин
 ingredients /ɪnɡrɪˈdiənts/ ингредиенты, состав
 jam tart /dʒæm tɑːt/ пирог с джемом
 lemon meringue /leɪmən məˈræŋ/ лимонная меринга
 simple /sɪmpəl/ простой

4. A walk in the wild

fun-loving /fʌn lʌvɪŋ/ веселый
 hug /hʌɡ/ обнимать
 river /rɪvə/ река

Arthur & Rascal

bark /bɑːk/ лаять
 busy /bɪzi/ занятой
 celebrate /seɪlɪbreɪt/ праздновать
 fast food /fɑːst fuːd/ еда, которая быстро готовится (сосиски, пицца и т. п.)
 hate /heɪt/ ненавидеть
 hungry /hʌŋɡri/ голодный
 kitten /kɪtːn/ котенок
 programme /ˈprɒɡræm/ программа
 scary film /skeəri fɪlm/ фильм ужасов

Special Days!

resolution /rezəˈluːʃn/ решение

Spotlight on Russia

1. Russian millionaire cities

church /tʃɜːtʃ/ церковь, храм
 millionaire /mɪljəneə/ миллионер
 monument /mɒnjʊmɪnt/ памятник
 sight /saɪt/ достопримечательность

2. What Russian children want to be

astronaut /æstrɒnɔːt/ астронавт, космонавт
 scientist /saɪəntɪst/ ученый
 spaceship /speɪsʃɪp/ космический корабль

3. What would you like for your tea?

cheap /tʃiːp/ дешевый
 hiking /haɪkɪŋ/ поход
 last a long time /lɑːst ə lɒŋ taɪm/ храниться долго
 oval /əʊvəl/ овальный

4. Animals need our help!

adopt /ədɒpt/ усыновлять, удочерять
 bison /baɪsən/ зубр

donate /daʊnɪt/ жертвовать, дарить
 national park /næʃənəl pa:k/ национальный парк
 raise /reɪz/ растить
 reserve /rɪzɜ:v/ заповедник
 save /seɪv/ спасать

Months

April /eɪprɪl/ апрель
 August /ɔ:gəst/ август
 December /dɪseɪmbə/ декабрь
 February /febjuəri/ февраль
 January /dʒænjuəri/ январь
 July /dʒulaɪ/ июль
 June /dʒu:n/ июнь
 March /mɑ:tʃ/ март
 May /meɪ/ май
 November /nəʊvembə/ ноябрь
 October /ɒktəʊbə/ октябрь
 September /septembə/ сентябрь

Numbers

eighty /eɪti/ восемьдесят
 first /fɜ:st/ первый
 hundred /hʌndrəd/ сто
 ninety /naɪnti/ девяносто
 second /sekənd/ второй
 seventy /sevnti/ семьдесят
 sixty /sɪksti/ шестьдесят
 third /θɜ:d/ третий

Geographical Names and Nationalities

Athens /æθɪnz/ Афины
 Australia /əstreɪliə/ Австралия
 Canada /kænədə/ Канада
 China /tʃaɪnə/ Китай
 England /ɪŋɡlənd/ Англия

Florida /flɒrɪdə/ Флорида
 France /frɑ:ns/ Франция
 Germany /dʒɜ:məni/ Германия
 Greece /gri:s/ Греция
 Ireland /aɪələnd/ Ирландия
 Italian /ɪtæliən/ итальянец
 Italy /ɪtəli/ Италия
 Japan /dʒəpæn/ Япония
 Japanese /dʒæpəni:z/ японец
 London /lʌndən/ Лондон
 Madrid /mædrɪd/ Мадрид
 Mexico /meksɪkoʊ/ Мексика
 Moscow /mɒskoʊ/ Москва
 New Zealand /nju:zɪlənd/ Новая Зеландия
 Paris /pæris/ Париж
 Poland /pəʊlənd/ Польша
 Portugal /pɔ:tʃuɡəl/ Португалия
 Rome /roum/ Рим
 Russia /rʌʃə/ Россия
 Russian /rʌʃən/ русский
 Scotland /skɒtlənd/ Шотландия
 Spain /speɪn/ Испания
 Turkey /tɜ:ki/ Турция

Useful English

Bon voyage! /bɒn vɔɪɑ:ʒ/ Счастливого пути!
 Congratulations! /kɒŋgrætʃʊleɪʃnz/ Поздравляю!
 Excuse me, where's ...? /ɪkskjuz mi
 ˈweəz/ Извините, где находится ...?
 Happy New Year! /hæpi nju: jɪə/ С Новым годом!
 It's your turn /ɪts jɔ: tɜ:n/ теперь твоя очередь
 Nice to meet you. /naɪs tə mi:t ju:/ Рад с Вами
 познакомиться.
 See you later. /si: ju: leɪtə/ Увидимся. / Пока.
 Thank you. /θæŋk ju:/ Спасибо. —
 You're welcome. /jʊə welkəm/ Пожалуйста.

Phonetics

Consonants	
/p/ postman	/ʃ/ shy
/b/ badminton	/ʒ/ usually
/d/ dream	/h/ hockey
/t/ tennis	/tʃ/ cherry
/k/ key	/dʒ/ jar
/g/ guitar	/m/ monkey
/f/ funfair	/n/ nurse
/v/ volleyball	/ŋ/ angry
/θ/ theatre	/w/ week
/ð/ those	/r/ ride
/s/ salt	/l/ lemon
/z/ zoo	/j/ yesterday

Vowels and diphthongs	
/ɪ/ slim	/ɔ:/ tall
/e/ vet	/u:/ cool
/æ/ sad	/ɜ:/ first
/ɒ/ hospital	/eɪ/ station
/ʌ/ butter	/aɪ/ diving
/ɔ/ waiter	/ɔɪ/ oil
/ʊ/ good	/oʊ/ slow
/ɪ/ sixty	/aʊ/ loud
/i:/ beans	/eə/ hare
/ɑ:/ last	/ɪə/ really